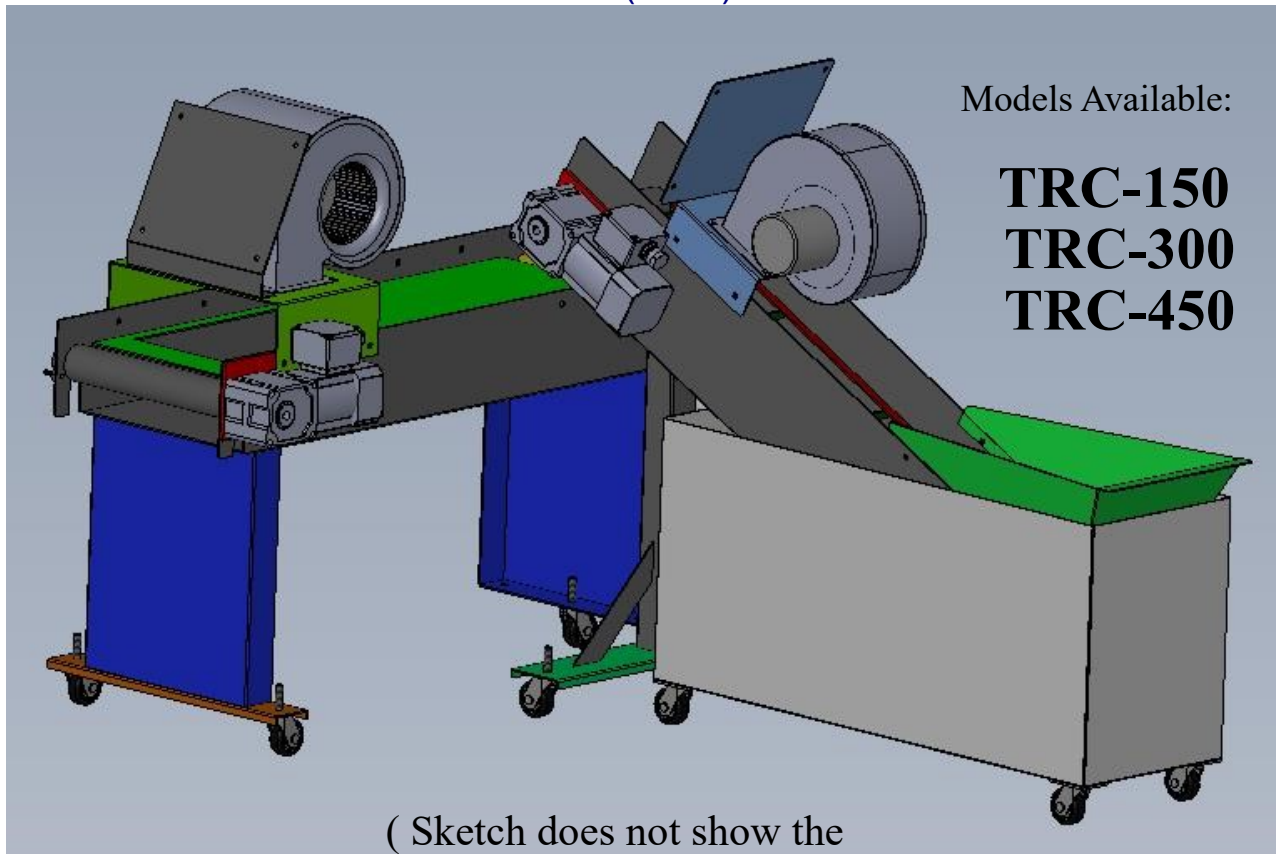


TRC Paint Systems

Economical paint lines for small to large parts

- o This system specifically designed for Aqua-TRC paint.
- o High-speed motor removes parts from tank quickly.
- o Warmer parts exiting dip tank dry much faster!
- o Minimal dip tank size. 50% smaller than previous models.
- o Steeper incline saves floor space from previous models.
- o Taller Dryer accommodates larger collection containers.
- o Operates at 115V, single phase. Draws less than 5 Amps.
- o Sizing: TRC-150 = 150mm (5.9") wide incline belt.
TRC-300 = 300mm (11.8") wide incline belt.
TRC-450 = 450mm (17.7") wide incline belt

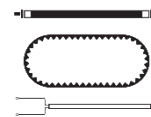


JN Machinery

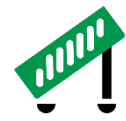
1081 Rock Road Lane
East Dundee, IL 60118
Tel: (224) 699-9161
www.jnmachinery.com
info@jnmachinery.com



Custom



Spares



Conveyor

JN's got Stress Relieving down to a Science